
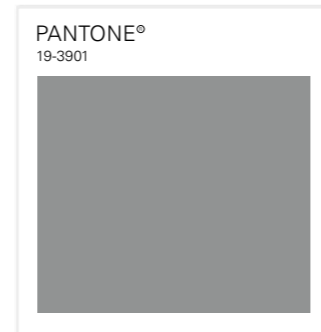




# JUST FLECKLESS

Problems with dirt and stains are a thing of the past. The synthetic material can be easily cleaned with a cotton cloth and distilled water, since

each individual yarn was coated with stain guard. The proof lies in the fine structural pattern and super-soft texture of Just Fleckless.














#### Article specification:

Roll length:	~50 m	Width:	145 cm +   - 2 cm
Usable width:	140 cm +   - 2 cm	Weight m DIN EN 12127:	740 g +   - 5 %
Thickness:	1.1 mm +   - 2 %	Weight m <sup>2</sup> DIN EN 12127:	510 g +   - 5 %

#### Composition:

	Surface EU 1007 2011:	85% polyester, 15% Viscose
	Base EU 1007 2011:	-

#### Product profile for upholstery fabrics in living areas | according to DIN EN 14465:2006

			category
	Abrasion test (cycles) EN ISO 12947-1,2	>10.000 (loss of chenille)	>45.000 (Martindale)
	Pilling test EN ISO 12945-2 (2.000 T)	4	B
	Tensile strength EN ISO 13934-1 warp: weft:	1500 N 1100 N	A A
	Tear growth resistance EN ISO 13937-3 warp: weft:	130 N 170 N	A A
	Resistance seam slippage EN ISO 13936-2 warp: weft:	3.0 mm 5.0 mm	A B
	Fastness to rubbing dry EN ISO 105-X12 bright colors dark colors	4-5 4	A B
	Fastness to rubbing wet EN ISO 105-X12 bright colors: dark colors:	4-5 3	A B
	Fastness to light EN ISO 105-B02-2 bright colors: dark colors:	4-5 4	B B
	Permissible color tolerance DIN EN 20105-A02	min. grade 4	passed













#### Typical product characteristics:

Pigment bleed and color abrasion may occur with dark and intensive colors. Pilling cannot be avoided and may also occur through the adhesion of fibers from other sources. All flat-woven fabrics may roughen in use and patina and glossy spots may occur. Pulled threads are to be expected if sharp objects catch in the fabric. Depending on the material, a slight striped effect may occur. In the case of chenille fabrics a change in the run nap (shading), shimmer (color change depending on the light angle) and the fattening out of the chenille effect are inevitable. Over the course of time, a certain amount of color fading can be expected. This is due to light incidence or abrasion caused by heavy usage of chenille fabrics. Minor variations in color and texture between product lots are unavoidable and may occur.

Test requirements:

article:	Just Fleckless	klima:	22° room temperature
color:	01 nature	washing:	30° washing, without spinning

Product profil for stains:

spezification	results	remark
 pen	direct after 24 h after 1 wash after 5 washes	ok ok ok not ok destilled water used destilled water used ethanol used after using soap complete stain removal not possible
 coffee	direct after 24 h after 1 wash after 5 washes	ok ok ok not ok soap used soap used soap used complete stain removal not possible
 ketchup	direct after 24 h after 1 wash after 5 washes	ok ok ok ok destilled water used destilled water used destilled water used soap used
 red wine	direct after 24 h after 1 wash after 5 washes	ok ok not ok not ok destilled water used soap used complete stain removal not possible complete stain removal not possible
 mayonnaise	direct after 24 h after 1 wash after 5 washes	ok ok ok ok soap used soap used soap used soap used
 mustard	direct after 24 h after 1 wash after 5 washes	ok ok ok not ok soap used soap used soap used complete stain removal not possible
 yoghurt	direct after 24 h after 1 wash after 5 washes	ok ok ok ok soap used soap used soap used soap used
 tumeric	direct after 24 h after 1 wash after 5 washes	not ok not ok not ok not ok complete stain removal not possible complete stain removal not possible complete stain removal not possible complete stain removal not possible
 chocolate	direct after 24 h after 1 wash after 5 washes	ok ok not ok not ok soap used soap used complete stain removal not possible complete stain removal not possible
 red fruits	direct after 24 h after 1 wash after 5 washes	ok ok not ok not ok soap used soap used complete stain removal not possible complete stain removal not possible
 oil	direct after 24 h after 1 wash after 5 washes	ok ok ok not ok soap used ethanol used after using soap ethanol used after using soap complete stain removal not possible
 mud	direct after 24 h after 1 wash after 5 washes	ok ok ok ok soap used soap used soap used soap used

spezification	results	remark
 wax crayon	direct after 24 h after 1 wash after 5 washes	ok ok not ok not ok ethanol used after using soap ethanol used after using soap complete stain removal not possible complete stain removal not possible
 vaseline	direct after 24 h after 1 wash after 5 washes	ok ok ok ok soap used soap used soap used soap used
 putty	direct after 24 h after 1 wash after 5 washes	ok ok not ok not ok ethanol used after using soap ethanol used after using soap complete stain removal not possible complete stain removal not possible
 paint (water based)	direct after 24 h after 1 wash after 5 washes	ok ok not ok not ok ethanol used after using soap ethanol used after using soap complete stain removal not possible complete stain removal not possible
 foundation	direct after 24 h after 1 wash after 5 washes	not ok not ok not ok not ok complete stain removal not possible complete stain removal not possible complete stain removal not possible complete stain removal not possible
 lipstick	direct after 24 h after 1 wash after 5 washes	ok ok ok ok destilled water used destilled water used soap used ethanol used after using soap
 mascara	direct after 24 h after 1 wash after 5 washes	ok ok ok ok destilled water used destilled water used soap used soap used
 June 2020 www.eurotex2000.com		


Easy to clean with water:

For stain removal you need a white, clean and soft cotton cloth and distilled water. First you wet the stain directly on the upholstery fabric with distilled water. Proceed in the same way with the cotton cloth. Then remove the stain in circular movements and let it dry. Please do not use the cleaned area until completely dry.



# CLEANING INSTRUCTIONS

Daily care and at-home cleaners can keep your fabric looking beautiful for years. In the case of a spill, stain, or general wear and tear, follow our tips on how to clean a fabric.



For cleaning you need distilled water and a ph neutral shampoo.



You need a white, clean and soft cotton cloth. Use this to remove the stain in circular motions and allow the area to dry.




Cleaning only with the vacuum cleaner nozzle.

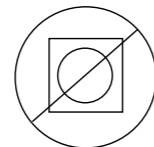
Recommended care labeling:



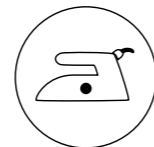
washing



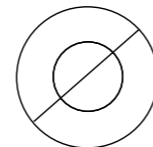
bleaching



drying



ironing



dry cleaning

Instructions for use and care:

Please take note of the instructions for use and care at [www.eurotex2000.com/Care](http://www.eurotex2000.com/Care) instructions. We assume no warranty for damage caused by improper use, cleaning, care, subsequent impregnation and pets.

Cleaning instruction:

Important information and useful tips for optimum cleaning and care of your upholstery fabric can be found at [www.2-clean.de](http://www.2-clean.de). Further cleaning will have to be done by professionals who specialize in how to clean with this description.

Special equipment:



easy clean technology

Proved by:



supporting member since 2011



STANDARD 100

20.0.29847  
Hohenstein HTTI

[www.oeko-tex.com](http://www.oeko-tex.com)

