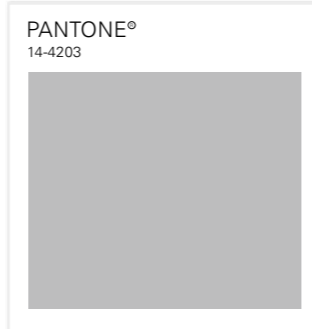




FABIENNE

The extraordinary fabric convinces with its trendy multi-colouring. A fabric with a lively surface, which is created by the special twisting process.

The upholstery fabric turns every piece of furniture into a real eye-catcher.





Article specification:

Roll length:	~30 m	Width:	145 cm + - 2 cm
Usable width:	140 cm + - 2 cm	Weight m DIN EN 12127:	790 g + - 5 %
Thickness:	1.3 mm + - 2 %	Weight m ² DIN EN 12127:	550 g + - 5 %

Composition:

	Surface EU 1007 2011:	74% polyester, 26% viscose
	Base EU 1007 2011:	-

Product profile for upholstery fabrics in living areas | according to DIN EN 14465:2006


			category
	Abrasion test (cycles) EN ISO 12947-1,2	>100.000 (Martindale)	A
	Pilling test EN ISO 12945-2 (2.000 T)	5	A
	Tensile strength EN ISO 13934-1 warp: weft:	1800 N 1050 N	A A
	Tear growth resistance EN ISO 13937-3 warp: weft:	200 N 300 N	A A
	Resistance seam slippage EN ISO 13936-2 warp: weft:	3.0 mm 2.5 mm	A A
	Fastness to rubbing dry EN ISO 105-X12 bright colors dark colors	4-5 4-5	A A
	Fastness to rubbing wet EN ISO 105-X12 bright colors: dark colors:	4-5 4-5	A A
	Fastness to light EN ISO 105-B02-2 bright colors: dark colors:	6 6	A A
	Permissible color tolerance DIN EN 20105-A02	min. grade 4	passed

Typical product characteristics:

Slight color and structure deviations between the production batches are unavoidable. Thickening of threads, knots and foreign weft cannot be excluded with woven fabrics. All flat-weave fabrics roughen through use. Depending on the material, a slight stripe effect may occur. Loop pulls are to be expected when hooked with pointed objects or Velcro fasteners. Pilling is unavoidable and can also be caused by the adhesion of foreign fibers. A certain amount of color fading due to light or abrasion is inherent in the nature of a fabric. Light colors show dirt and denim abrasion faster and more clearly than dark colors. Light colors may cause color migration in combination with dark or intensive color tones. Dark and intensive colors tend to abrasion.

CLEANING INSTRUCTIONS

Daily care and at-home cleaners can keep your fabric looking beautiful for years. In the case of a spill, stain, or general wear and tear, follow our tips on how to clean a fabric.



For cleaning you need distilled water and a ph neutral shampoo.




You need a white, clean and soft cotton cloth. Use this to remove the stain in circular motions and allow the area to dry.




Cleaning only with the vacuum cleaner nozzle.

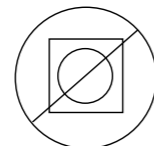
Recommended care labeling:



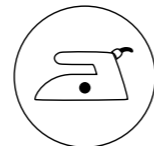
washing



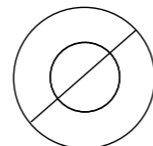
bleaching



drying



ironing



dry cleaning

Instructions for use and care:

Please take note of the instructions for use and care at www.eurotex2000.com/Care instructions. We assume no warranty for damage caused by improper use, cleaning, care, subsequent impregnation and pets.

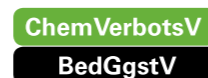
Cleaning instruction:

Important information and useful tips for optimum cleaning and care of your upholstery fabric can be found at www.2-clean.de. Further cleaning will have to be done by professionals who specialize in how to clean with this description.

Proved by:



Das geprüfte Möbel
supporting member
since 2011



STANDARD
100

20.0.29847
Hohenstein HTTI

www.oeko-tex.com

