





BE CHARMING

Discover the fascinating charm of our soft wide cord with a mist effect - a unique fabric that adds a magical atmosphere to your home.

The wide ribs of BE CHARMING merge smoothly with a gentle misting effect that gives the fabric a mysterious dimension.







Article specification:

Roll length:	~50 m	Width:	150 cm + - 2 cm
Usable width:	150 cm + - 2 cm	Weight m DIN EN 12127:	720 g + - 5 %
Thickness:	1.5 mm + - 2 %	Weight m ² DIN EN 12127:	520 g + - 5 %

Composition:

	Surface EU 1007 2011:	100% polyester
	Base EU 1007 2011:	100% polyester

Product profile for upholstery fabrics in living areas | according to DIN EN 14465:2006

			category
	Abrasion test (cycles) EN ISO 12947-1,2	30.000 (Martindale)	A
	Pilling test EN ISO 12945-2 (2.000 T)	4	B
	Tensile strength EN ISO 13934-1 warp: weft:	440 N 1190 N	B A
	Tear growth resistance EN ISO 13937-3 warp: weft:	34 N 52 N	B A
	Resistance seam slippage EN ISO 13936-2 warp: weft:	2.0 mm 1.0 mm	A A
	Fastness to rubbing dry EN ISO 105-X12 bright colors dark colors	4-5 4-5	A A
	Fastness to rubbing wet EN ISO 105-X12 bright colors: dark colors:	4-5 4-5	A A
	Fastness to light EN ISO 105-B02-2 bright colors: dark colors:	6 6	A A
	Permissible color tolerance DIN EN 20105-A02	min. grade 4	passed

Typical product characteristics:

Slight color deviations between the production batches are unavoidable. Any pile fabric will flatten during use, therefore pile layer changes | seat marks are unavoidable. A change in the color, depending on the incidence of light, is in the nature of a pile fabric. Pilling is unavoidable and can also be caused by the adhesion of foreign fibers. A certain degree of color fading due to light incidence or abrasion from wear is in the nature of any fabric. Light colors show dirt and denim abrasion faster and more clearly than dark colors. In the case of light colors, color migration can occur in combination with dark or intensive color tones. Dark and intensive colors can be sensitive to abrasion. Pile fabrics may also be sensitive to pressure marks.

CLEANING INSTRUCTIONS

Daily care and at-home cleaners can keep your fabric looking beautiful for years. In the case of a spill, stain, or general wear and tear, follow our tips on how to clean a fabric.



For cleaning you need distilled water and a ph neutral shampoo.



You need a white, clean and soft cotton cloth. Use this to remove the stain in circular motions and allow the area to dry.



Cleaning only with the vacuum cleaner nozzle.


Recommended care labeling:



washing



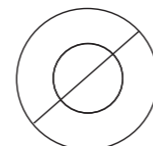
bleaching



drying



ironing



dry cleaning

Instructions for use and care:

Please take note of the instructions for use and care at www.eurotex2000.com/Care instructions. We assume no warranty for damage caused by improper use, cleaning, care, subsequent impregnation and pets.

Cleaning instruction:

Important information and useful tips for optimum cleaning and care of your upholstery fabric can be found at www.2-clean.de. Further cleaning will have to be done by professionals who specialize in how to clean with this description.

Special equipment:



recycleed yarn



water repellent

Proved by:



...ausgeprüfte Möbel
supporting member
since 2011

