
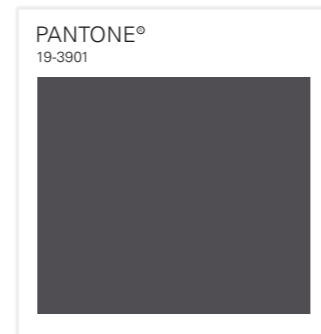




BE HANDSOME

Visually, BE HANDSOME impresses with an elegant, unobtrusive mélange coloration achieved through special yarns. Haptically, BE HANDSOME is a

pleasant and supple fabric that is also particularly durable. The microfiber fabric is trendy without chasing the zeitgeist.
















Article specification:

Roll length:	~40 m	Width:	140 cm + - 2 cm
Usable width:	140 cm + - 2 cm	Weight m DIN EN 12127:	634 g + - 5 %
Thickness:	1.7 mm + - 2 %	Weight m ² DIN EN 12127:	453 g + - 5 %

Composition:

	Surface EU 1007 2011:	95% polyester, 5% nylon
	Base EU 1007 2011:	100% polyester

Product profile for upholstery fabrics in living areas | according to DIN EN 14465:2006

			category
	Abrasion test (cycles) EN ISO 12947-1,2	35.000 (Martindale)	A
	Pilling test EN ISO 12945-2 (2.000 T)	5	A
	Tensile strength EN ISO 13934-1 warp: weft:	1030 N 650 N	A A
	Tear growth resistance EN ISO 13937-3 warp: weft:	56 N 42 N	A A
	Resistance seam slippage EN ISO 13936-2 warp: weft:	2.0 mm 2.0 mm	A A
	Fastness to rubbing dry EN ISO 105-X12 bright colors dark colors	4-5 4-5	A A
	Fastness to rubbing wet EN ISO 105-X12 bright colors: dark colors:	4-5 4-5	A A
	Fastness to light EN ISO 105-B02-2 bright colors: dark colors:	>5 >5	>B >B
	Permissible color tolerance DIN EN 20105-A02	min. grade 4	passed

Typical product characteristics:

Light colors show staining and denim abrasion faster and more clearly than dark colors. In combination with dark or intense shades, color migration or color transfer may occur. Dark and intense colors tend to show color abrasion. A certain degree of color fading due to exposure to light or abrasion caused by use is material-related. Pilling is unavoidable and can also occur due to the adhesion of foreign fibers. Every flat fabric will develop a nap over time. The raised surface may cause a slight, material-specific stripe effect. Changes in pile layers and seating marks are unavoidable in brushed fabrics. Snags may occur if the fabric is caught on sharp objects or Velcro fasteners. Thickened threads, knots, and foreign inclusions cannot be completely ruled out in woven fabrics. Minor color and structural deviations between different production batches are unavoidable.

CLEANING INSTRUCTIONS

Daily care and at-home cleaners can keep your fabric looking beautiful for years. In the case of a spill, stain, or general wear and tear, follow our tips on how to clean a fabric.



For cleaning you need distilled water and a ph neutral shampoo.



You need a white, clean and soft cotton cloth. Use this to remove the stain in circular motions and allow the area to dry.



Cleaning only with the vacuum cleaner nozzle.

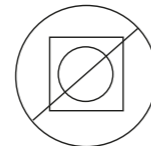
Recommended care labeling:



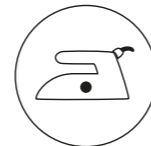
washing



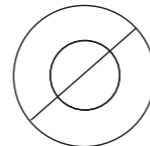
bleaching



drying



ironing



dry cleaning

Instructions for use and care:

Please take note of the instructions for use and care at www.eurotex2000.com/Care instructions. We assume no warranty for damage caused by improper use, cleaning, care, subsequent impregnation and pets.

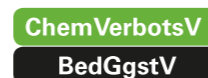
Cleaning instruction:

Important information and useful tips for optimum cleaning and care of your upholstery fabric can be found at www.2-clean.de. Further cleaning will have to be done by professionals who specialize in how to clean with this description.

Proved by:



supporting member since 2011



STANDARD 100

20.0.29847
Hohenstein HTTI

www.oeko-tex.com

