
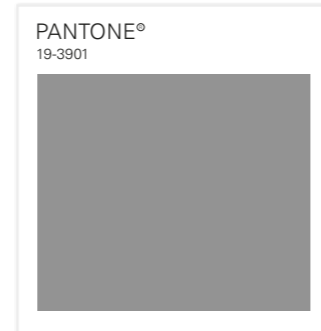




CLOÉ

Cloe is a classic and stylish cord-velour that stands out with its stunning feel.

This beautiful chenille jacquard makes any piece of furniture look trendy.








Article specification:

Roll length:	~35 m	Width:	145 cm + - 2 cm
Usable width:	142 cm + - 2 cm	Weight m DIN EN 12127:	850 g + - 5 %
Thickness:	1.6 mm + - 2 %	Weight m ² DIN EN 12127:	585 g + - 5 %

Composition:

	Surface EU 1007 2011:	100% polyester
	Base EU 1007 2011:	-

Product profile for upholstery fabrics in living areas | according to DIN EN 14465:2006

			category
	Abrasion test (cycles) EN ISO 12947-1,2	20.000 (loss of chenille)	48.000 (Martindale)
	Pilling test EN ISO 12945-2 (2.000 T)	5	A
	Tensile strength EN ISO 13934-1 warp: weft:	1730 N 1945 N	A A
	Tear growth resistance EN ISO 13937-3 warp: weft:	65 N 120 N	A A
	Resistance seam slippage EN ISO 13936-2 warp: weft:	4.0 mm 2.0 mm	A A
	Fastness to rubbing dry EN ISO 105-X12 bright colors dark colors	4-5 4-5	A A
	Fastness to rubbing wet EN ISO 105-X12 bright colors: dark colors:	4-5 4-5	A A
	Fastness to light EN ISO 105-B02-2 bright colors: dark colors:	6 6	A A
	Permissible color tolerance DIN EN 20105-A02	min. grade 4	passed

Typical product characteristics:

Pigment bleed and color abrasion may occur with dark and intensive colors. Pilling cannot be avoided and may also occur through the adhesion of fibers from other sources. All flat-woven fabrics may roughen in use and patina and glossy spots may occur. Pulled threads are to be expected if sharp objects catch in the fabric. Depending on the material, a slight striped effect may occur. In the case of chenille fabrics a change in the run nap (shading), shimmer (color change depending on the light angle) and the fattening out of the chenille effect are inevitable. Over the course of time, a certain amount of color fading can be expected. This is due to light incidence or abrasion caused by heavy usage of chenille fabrics. Minor variations in color and texture between product lots are unavoidable and may occur.

CLEANING INSTRUCTIONS

Daily care and at-home cleaners can keep your fabric looking beautiful for years. In the case of a spill, stain, or general wear and tear, follow our tips on how to clean a fabric.



For cleaning you need distilled water and a ph neutral shampoo.



You need a white, clean and soft cotton cloth. Use this to remove the stain in circular motions and allow the area to dry.



Cleaning only with the vacuum cleaner nozzle.

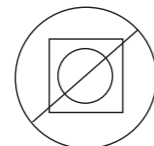
Recommended care labeling:



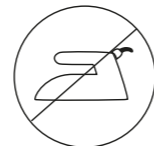
washing



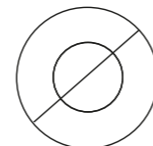
bleaching



drying



ironing



dry cleaning

Instructions for use and care:

Please take note of the instructions for use and care at www.eurotex2000.com/Care instructions. We assume no warranty for damage caused by improper use, cleaning, care, subsequent impregnation and pets.

Cleaning instruction:

Important information and useful tips for optimum cleaning and care of your upholstery fabric can be found at www.2-clean.de. Further cleaning will have to be done by professionals who specialize in how to clean with this description.

Proved by:



supporting member since 2011

